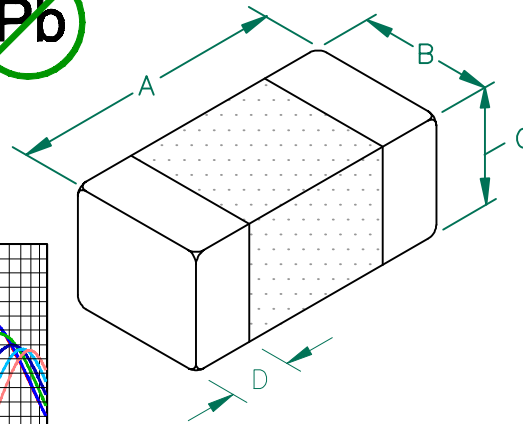


LI0603E151R-10

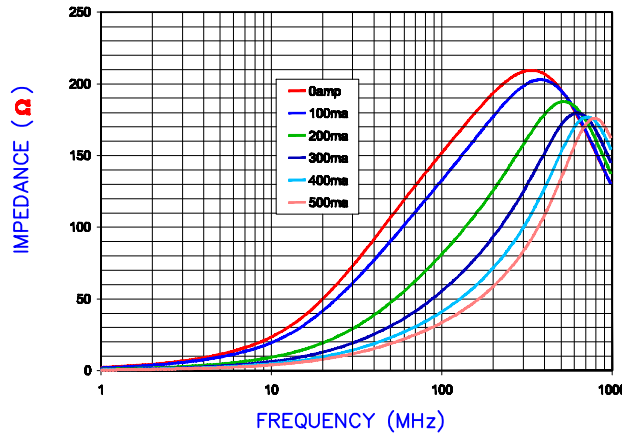
UNCONTROLLED DOCUMENT

PHYSICAL DIMENSIONS:

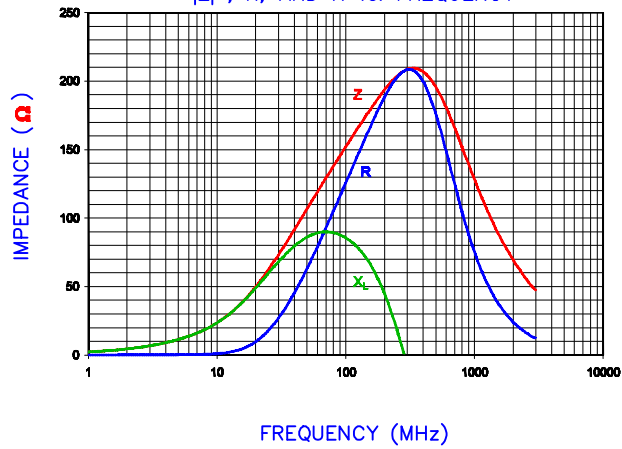
A	1.60 [.063]	+ 0.15	-.006	[.006]
B	0.80 [.031]	+ 0.15	-.006	[.006]
C	0.80 [.031]	+ 0.15	-.006	[.006]
D	0.36 [.014]	+ 0.15	-.006	[.006]



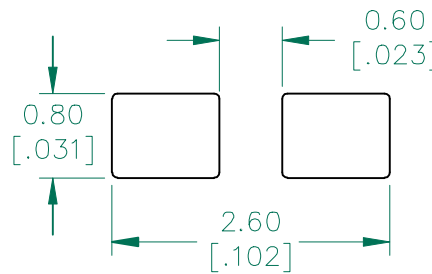
Z vs FREQUENCY
IMPEDANCE UNDER DC BIAS



|Z|, R, AND X vs. FREQUENCY



LAND PATTERNS FOR REFLOW SOLDERING



(For wave soldering, add 0.762 [.030] to this dimension)

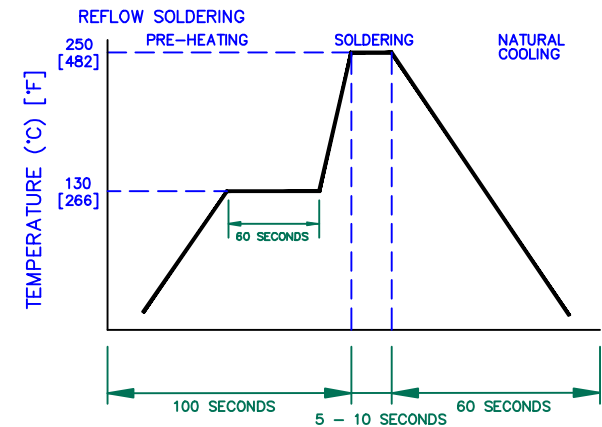
ELECTRICAL CHARACTERISTICS:

	Z @ 100MHz (Ω)	DCR (Ω)	Rated Current
Nominal	150		
Minimum	113		
Maximum	188	0.25	500 mA

NOTES: UNLESS OTHERWISE SPECIFIED

1. TAPED AND REELED per CURRENT EIA SPECIFICATIONS 7" REELS, 4000 PCS/REEL.
2. COMPONENTS SHOULD BE ADEQUATELY PREHEATED BEFORE SOLDERING.
3. TERMINATION FINISH IS 100% TIN.

RECOMMENDED SOLDERING CONDITIONS



DIMENSIONS ARE IN mm [INCHES]				This print is the property of Laird Tech. and is loaned in confidence subject to return upon request and with the understanding that no copies shall be made without the written consent of Laird Tech. All rights to design or invention are reserved.				
				PROJECT/PART NUMBER:	REV	PART TYPE:	DRANN BY:	
				LI0603E151R-10		B	CO-FIRE	JRK
B	UPDATE COMPANY LOGO ADD ROHS SYM	07/14/08	JRK	DATE:	04/19/04	SCALE:	-	SHEET:
A	ORIGINAL DRAFT	04/19/04	JRK	GAD #		TOOL #	-	2 of 2
REV	DESCRIPTION	DATE	INT	LI0603E151R-10-B				